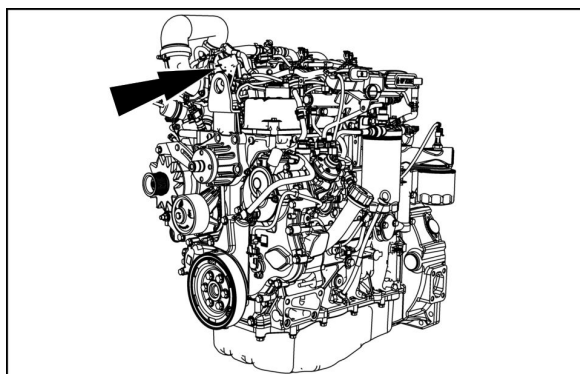


RA148S.075A 1

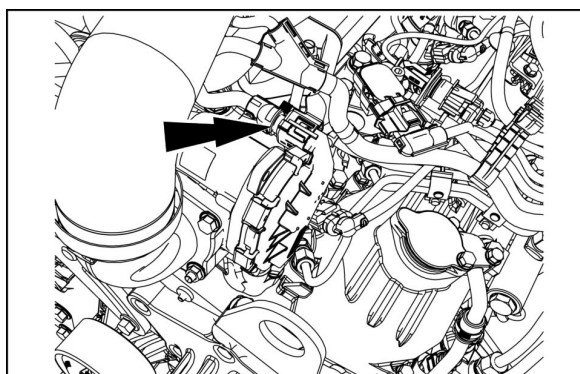
MAIN POWER DISTRIBUTION

1



NHIS14ENG0977AA 3

**Connector X-9011 is located at the top front of the engine.**

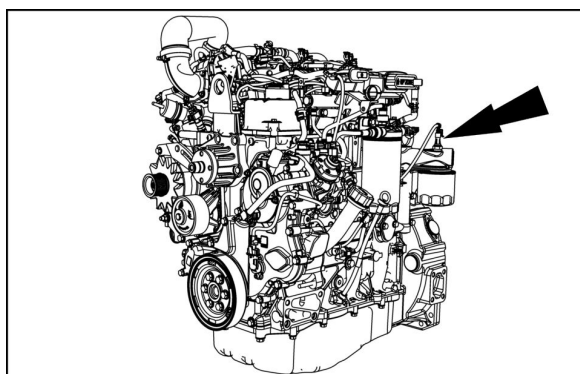


NHIS14ENG0990AA 4

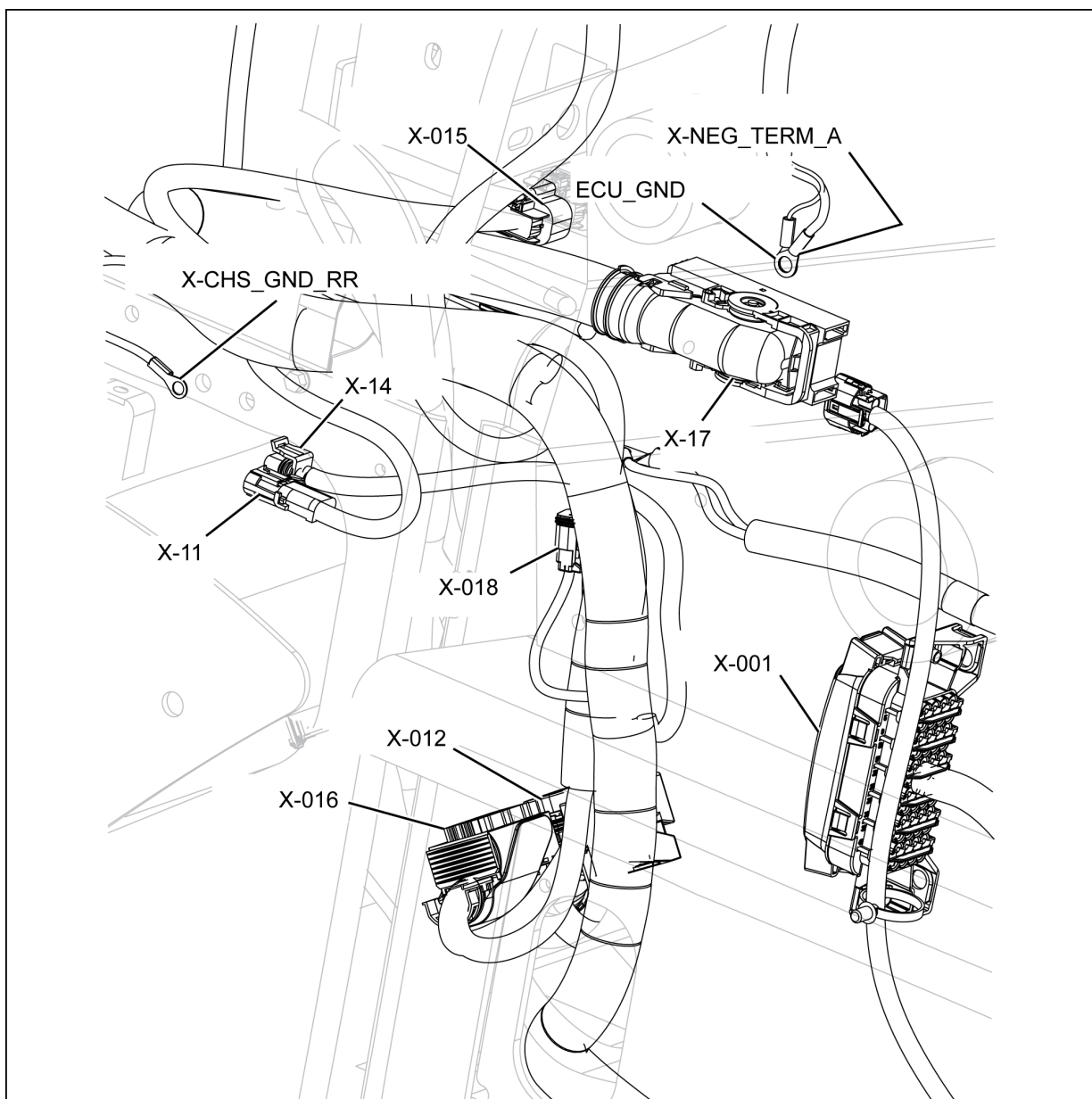
**Connector X-9011 is located above the cylinder 1 injector.**

**Connector X-9016 - Oil pressure switch**

CONNECTOR X-9016 - Oil pressure switch			
PIN NUMBER	WIRE NUMBER	CIRCUIT REFERENCE	ELECTRICAL SCHEMATIC FRAME
1	EN-9105	Signal	SHEET 06



NHIS14ENG0977AA 5



RAPH12SSL0488GA 11

**Detail 10**

Connector title	Component	Pin information
X-012	ECU	Wire connectors - Component diagram 01 (55.100)
X-016	ECU	Wire connectors - Component diagram 01 (55.100)
X-11		Wire connectors - Component diagram 01 (55.100)
X-CHS_GND_RR	Ground	Wire connectors - Component diagram – Grounds (55.100)
X-015	Electric valve	Wire connectors - Component diagram 01 (55.100)
X-NEG_TERM_A	Ground	Wire connectors - Component diagram – Grounds (55.100)
ECU_GND	Ground	Wire connectors - Component diagram – Grounds (55.100)

